

Creating your own Identity Prayer Space

We have created 24 different prayer stations based on the 'Identity stickers' available from foundationstones Resources.

You should feel free to adapt the activities to suit the group you are welcoming considering the space, team and resources you have available.



Included in this pack

- 1 Resources Introduction
- 2 Prayer Space Activities
- 3 Setting up your space
- 4 Running your space
- 5 Printable Resources

You might find yourself setting up a whole room of activities.... or just picking one activity which links with what you are teaching on a Sunday to use as a tool for reflection and response.

However you end up using the prayer stations we'd love to hear your stories!
Do email: jess@foundationstones.co.uk

Our own space, (photos of which are included) was in a classroom and used by primary aged children. We are grateful to Prayer Spaces in Schools, whose training we attended. Visit their website www.prayerspacesinschools.com for even more resources, advice on setting up a prayer space and details of training events. We recommend registering your prayer space with them as they are great prayer supporters!



Resources Introduction

We live in a world where society and social media bombard us with messages about who we are and what we should be. The Bible says in Ephesians 6 v 14 that we should "Stand strong, with the belt of truth tied around your waist."

The truth about who we are is part of the armour that God has given us. Knowing our Biblical identity enables us to stand strong against messages that we are weak, broken, alone or unimportant, because God says we are strong, complete, loved, held, children of God!



Prayer Activity Cards

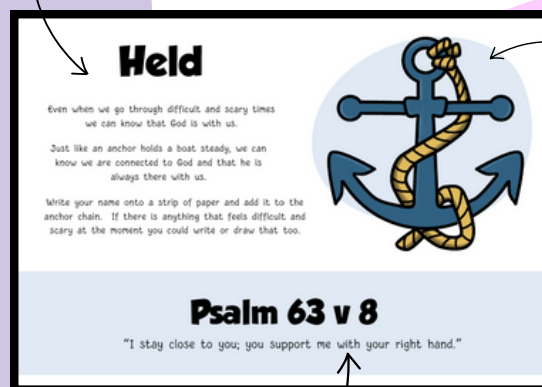
Suggested Prayer Activity

An idea for a simple interactive prayer activity. If you wanted to replace this activity with one that suits your group better just print and stick a different activity over the top.

If (like us) you really care about it looking pretty! The font used is called

cute aurora

and is 100% free for personal and commercial use



Bible verse

The Bible verse which inspired each identity image is included. These are taken from the New Century Version (NCV) also known as the International Children's Bible (ICB). This is so that they are accessible for all ages.

Identity image

Each card contains an image linked to the Bible passage, these 24 identity images can be found on a range of resources from www.foundationstones.co.uk including stickers, bunting and postcards. You might like to use them to inspire decorations for your prayer station.

Prayer Space Activities



Treasured

Activity

Participants are invited to select a gem as a reminder that they are a precious treasure to God.

Materials needed

Gem stickers / Gems



In our prayer space we had a treasure chest; for the gems inside, we used simple stickers. We did need to monitor this and remind children to only take 1 gem so they didn't run out. We found that only having one sheet of stickers at a time and replacing them as they were used up helped with this.



Complete

Activity

A jigsaw puzzle is laid out, participants are invited to spend some time working on the puzzle. You might like to make a start on the puzzle when you set up the space so it does not appear too daunting!

Materials needed

A jigsaw puzzle (no more than 500 pieces)



Blessed

Activity


Participants write or draw a thank you prayer on a luggage tag and attach it to the umbrella.

Materials needed

Paper tags, pens



We added strings to our umbrella to make it easier to attach the tags. Some younger children needed help to tie the tags onto the umbrella.



Chosen

Activity

Participants add their name to a basket and select another participant to pray for.

Materials needed

Basket, cards, pens

TOP TIP
You can use different colours of ink pad but only put out one at a time. That way the ink pads themselves stay clean and the colours don't get mixed.




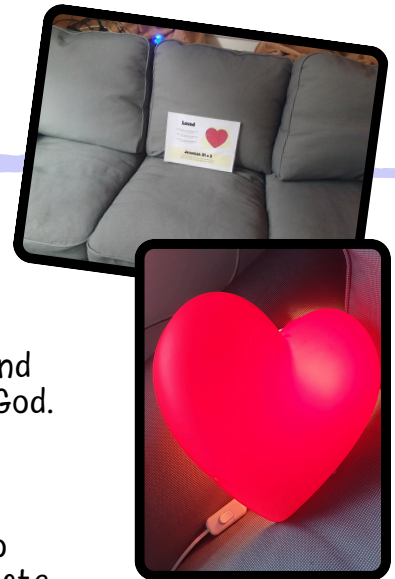
Child of God

Activity

Participants add their fingerprint to a large sheet of paper as a reminder that they are part of God's amazing family.

Materials needed

Large sheet of paper, ink pads, wet wipes/finger cleaning station



Love

Activity

A space to think about God's love and spend time catching messages from God.

Materials needed

Nothing – although you might like to provide blankets, cushions etc to create a cosy place

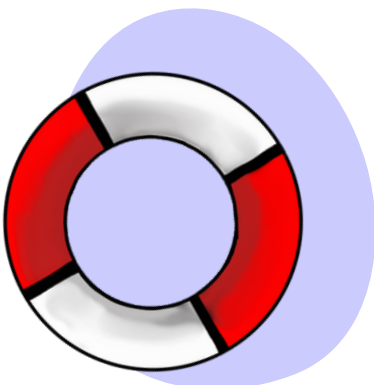
Saved

Activity

Participants pray for somebody who doesn't yet know Jesus as their friend. They can make a pipe cleaner person as a focus point while they pray.

Materials needed

Pipecleaners





Victorious

Activity


Participants attempt to score a goal as they thank God for victory! An outdoor/larger space is ideal for this. If you have limited space you could create a tiny tabletop goal and flick a smaller ball into it.

Materials needed

Ball(s), goal / goal markers

Children with sensory needs might find this more active station useful to help them engage.

Some participants may need gentle reminding to use the station as a prayer focus and not just a fun activity!



Strong

Activity

Participants are invited to make a friendship bracelet as a reminder of the strength that friendship and relationship with others can give us.

Materials needed

Colourful threads or elastic and beads
Scissors



Rooted

Activity


Participants plant a seed in a large container.

Materials needed

Planter, seeds, soil, pencil(s)



As a simple alternative you could invite participants to add their own drawing of a plant or flower to a large 'rooted' picture.



Safe

Activity

A space to think about God's promise that he keeps us safe.

Materials needed

Play tent or cosy space created under a table or with blankets

As an alternative in our prayer space we provided small puzzles in plastic eggs, each had a puzzle inspired by a Bible passage about safety. These very quickly got muddled up, so a close eye needs to be kept on this station if you wanted to try this!




Protected

Activity

Participants pop bubble-wrap as they pray about any fears or worries in their lives.

Materials needed

Bubble wrap



Activity

Participants write or draw their sorry prayers to God and bring them to a cross as a reminder that we have forgiveness through Jesus' sacrifice.

Materials needed

Cross, glue dots, 'sorry cards', pens



TOP TIP

Stations like this can be a safe space for children to share difficult situations in their own lives. Safeguarding is an important part of our responsibilities when running a prayer space. Include a shape/space on your response cards that can be coloured in between each group to help you keep track that each group's responses have been checked. Remove any cards that are sources of concern and pass these on to the safeguarding lead for the school or church you are working in.





Co-worker

Activity

Participants add a brick to a structure as a reminder that they are part of God's team.

Materials needed

Lego bricks (or alternative)




Gifted

Activity

Participants explore promises from the Bible about gifts from God.

Materials needed

Gift box, 'gifts' print out, string, tape



Fruitful

Activity

Participants explore the different fruits of the Spirit from Galatians 5.

Materials needed

'fruits' print out, fruit bowl or 'tree'



Winner


Activity

Participants add their name to a winner's medal.

Materials needed

Large sheet of paper (with medal drawing), pens, glue/glue dots, small pieces of paper






Known

Activity

Participants write an encouraging message to somebody else.

Materials needed

Paper/cards, pens, basket



We collected and checked that all messages were kind before asking teachers to pass them on to students in the classroom.



Unique

Activity

Participants make a paper snowflake as they think about how they are unique.

Materials needed

Paper, scissors, instructions



We found that this activity was a little difficult for younger children. Instead they used the fingerprint activity from the 'Children of God' activity at this station.



Royalty

Activity

A space to think about God telling us we are royal princes and princesses.

Materials needed

'throne', royal costume (robe, crown)




Guided

Activity

Participants follow a marked out trail with prayer activities along it e.g. praise God, thank God, describe God. This works well outdoors made with chalk.

Materials needed

Chalk (outside), masking tape, signs (indoor)




Powerful

Activity

Participants write or draw their prayers for the world.

Materials needed

World Map, post-it notes, pens



Transformed

Activity

Participants chat to God about areas of their own lives where they want to see transformation.

Materials needed

Paper, pens



Held

Activity

Participants add a paper loop to a chain. You might like to cut out your own paper anchor to connect them all to.

Materials needed

Paper strips, glue dots / glue, pens, paper anchor




TOP TIP

Initially for this station we had instructions for making origami paper boats. It was a great idea, but the instructions were hard to follow and we ended up having to do a lot of the activity for the children. Don't be afraid of changing and adapting activities as you go to make them work for the groups using your prayer space.

All these materials are designed to be a source of inspiration for your own creativity!

List of materials needed

Treasured  Gem stickers / Gems 1 Peter 2 v 9	Forgiven  Cross, glue dots, 'sorry cards', pens 1 John 1 v 9
Complete  A jigsaw puzzle (no more than 500 pieces) Colossians 2 v 10	Co-worker  Lego bricks (or alternative) 2 Corinthians 6 v 1
Blessed  Paper tags, pens 2 Corinthians 9 v 8	Gifted  Gift box, 'gifts' print out, string, tape 1 Corinthians 12 v 4
Chosen  Basket, cards, pens Ephesians 1 v 6	Fruitful  'fruits' print out, fruit bowl or 'tree' Galatians 5 v 22-23
Child of God  Large sheet of paper, ink pads, wet wipes/finger cleaning station John 1 v 12	Winner  Large sheet of paper (with medal drawing), pens, glue/glue dots, small pieces of paper Romans 8 v 37
Loved  Nothing – although you might like to provide blankets, cushions etc to create a cosy place Jeremiah 31 v 3	Known  Paper/cards, pens, basket 1 Corinthians 8 v 3
Saved  Pipecleaners 2 Timothy 1 v 9	Unique  Paper, scissors, instructions Psalm 139 v 14
Victorious  Ball(s), goal / goal markers 1 Corinthians 15 v 57	Royalty  'throne', royal costume (robe, crown) 1 Peter 2 v 9
Strong  Colourful threads or elastic and beads Scissors Ephesians 6 v 10	Guided  Chalk (outside), masking tape, signs (indoor) Isaiah 58 v 11
Rooted  Planter, seeds, soil, pencil(s) Colossians 2 v 7	Powerful  World Map, post-it notes, pens Acts 1 v 8
Safe  Play tent or cosy space created under a table or with blankets Psalm 57 v 1	Transformed  Paper, pens 2 Corinthians 5 v 17
Protected  Bubble wrap Psalm 18 v 2	Held  Paper strips, glue dots / glue, pens, paper anchor Psalm 63 v 8

Setting up your space


Prayer spaces in schools have a great guide to planning your prayer space.



<https://prayerspacesinschools.com/prayer-spaces/planning-your-prayer-space/>

Select which activities you are going to use in your space, make sure there is enough space between each activity for children to engage with them without distracting one another.

Plan your timings and visiting groups so that the space is not crowded (prayer activities work well with only 1 or 2 people using them at a time)



fairy lights, fabric and gentle music can all help to create a space which feels special and different. Particularly if you are transforming a classroom that participants are familiar with, a change in atmosphere can help to make it more engaging.



Running your space

Make sure you have enough volunteers/helpers to support those using the space. Consider the reading age of participants and having more help for younger children or removing activities that involve writing.

Make sure there is time between groups to reset/tidy. Neaten between sessions but leave examples for new arrivals to see and be inspired by.

Welcome/introduce the space – this is a place to meet with God, to think and pray – to explore what God and the Bible say about who you are.

For our prayer space in a primary school we created a short video introducing the space that classes could watch before their visit. This included instructions to be kind to others using the space by using quiet voices and moving around the space with care.

We invited every child who visited our prayer space to choose an identity sticker to wear as they left!



Identity Stickers
£3 for 120
(5 sheets)

Identity Bunting
£35
1 string includes
all 24 images



Identity Postcards
£5 set of 12
£8 set of 24





All available from www.foundationstones.co.uk

Printable Resources

The following materials can be printed to use at your prayer space stations.

- | | | |
|---|-----------------|------------------------|
| 1 | forgiven | sorry cards |
| 2 | gifted | gifts tags |
| 3 | fruitful | fruits |
| 4 | unique | snowflake instructions |
| 5 | guided | trail ideas / signs |
| 6 | safe | puzzles (alternative) |







We printed off these tags, attached strings and taped them into the bottom of a gift box so they could be read but not removed.

We laminated the tags so they lasted.

You can come close to God.

James 4 v 8

Come near to God, and God
will come near to you.

All your mistakes can be forgiven

1 John 1 v 9

But if we confess our sins, he will
forgive our sins, because we can
trust God to do what is right. He
will cleanse us from all the wrongs
we have done.

God gives us his special peace

John 14 v 27

My peace I give you. I do not give it
to you as the world does. So don't
let your hearts be troubled or afraid.

We have a helper, Holy Spirit

John 15 v 26

I will send you the Helper from the father; he is the Spirit of truth who comes from the father.

God gives us what we need

Matthew 7 v 7

Ask, and God will give to you.
Search, and you will find. Knock, and the door will open for you.

God has given us good news to share

John 16 v 15

Jesus said to his followers, "Go everywhere in the world, and tell the Good News to everyone.

Spiritual gifts to help us live like Jesus

Galatians 5 v 22–23

The Spirit produces the fruit of love,
joy, peace, patience, kindness,
goodness, faithfulness, gentleness,
self-control.

God is with us wherever we go

Joshua 1 v 9


Be strong and brave. Don't be afraid, because the Lord your God will be with you everywhere you go.

God hears us and gives us what we ask for

1 John 5 v 14–15

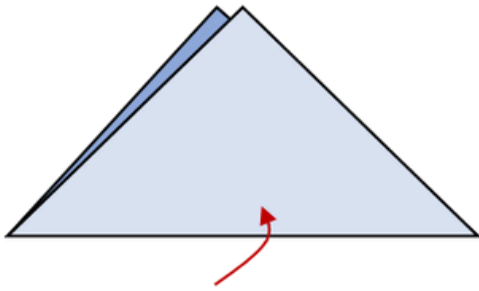
We are sure that if we ask anything that He wants us to have, He will hear us. If we are sure He hears us when we ask, we can be sure He will give us what we ask for.



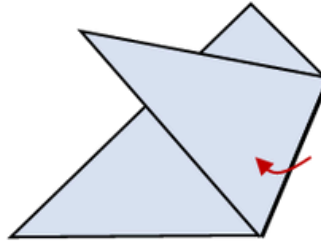




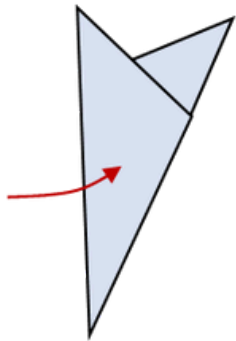
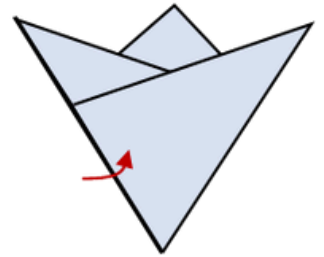
Make a paper snowflake



1. Fold a square of paper in half to form a triangle

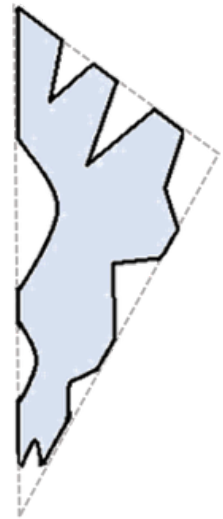


2. Fold up the corners to create a pointed shape.




4. Cut off the excess from the top.


5. Cut shapes from all three sides of the triangle.



3. Fold in half



6. Unfold to reveal your beautiful snowflake!



Guided

Design a fun trail that uses the space available to you, the following signs could be printed and placed along the trail.



An outside trail could be marked on the floor with chalk. It could be in a straight line, or shaped to fit in the space available to you.

hop

**say a
thank you
prayer**

skip

**say a sorry
prayer**

jump


**shout a
word that
describes
God**

walk


**pray for a
friend**

finish

An inside trail could be marked on the floor with masking tape.



**Pray for a
friend**




**Say a thank
you prayer**




**Praise
God !**



**Say a word that
describes who
God is to you !**



Hop



Skip



Walk




Jump



Start



Finish



Say a sorry prayer




Pray for the world




Alternative for SAFE station – print these pictures onto card and cut into random shapes to create a puzzle. We placed ours into plastic easter trail eggs.

The name of the Lord is
a strong tower.
The godly run to him
and they are safe.




Proverbs 18 v 10

God is our protection
and our strength.
He always helps in
times of trouble.




Psalms 46 v 1

I go to bed and
sleep in peace,
because, Lord,
you keep me safe.



Psalms 4 v 8

God is my safe place;
he wraps around me
and protects me.



Psalms 62 v 2